

Human 4-1BB Ligand/TNFSF9 Trimer Protein

Cat. No. BBL-HM141

Description

Source	Recombinant Human 4-1BB Ligand/TNFSF9 Trimer Protein is expressed from HEK293 with His tag at the N-Terminus. It contains Arg71-Glu254.
Accession	P41273
Molecular Weight	The protein has a predicted MW of 61.8 kDa same as Bis-Tris PAGE result.
Endotoxin	Less than 1EU per µg by the LAL method.
Purity	> 95% as determined by Bis-Tris PAGE > 95% as determined by HPLC

Formulation and Storage

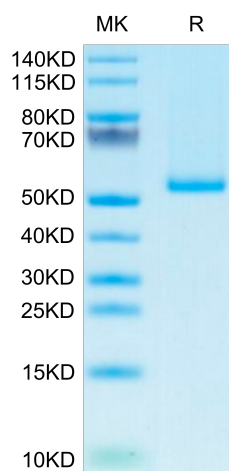
Formulation	Lyophilized from 0.22µm filtered solution in PBS (pH 7.4). Normally 8% trehalose is added as protectant before lyophilization.
Reconstitution	Centrifuge the tube before opening. Reconstituting to a concentration more than 100 µg/ml is recommended. Dissolve the lyophilized protein in distilled water.
Storage	-20 to -80°C for 12 months as supplied from date of receipt. -80°C for 3 months after reconstitution. Recommend to aliquot the protein into smaller quantities for optimal storage. Please minimize freeze-thaw cycles.

Background

The 4-1BBL is the high affinity ligand of 4-1BB, also known as CD137L or TNFSF9. 4-1BB ligand (4-1BBL) is an inducible molecule present on several APC types, including B cells, macrophages and DCs. 4-1BB:4-1BBL pathway seems to amplify the existing costimulatory signals, even if the engagement of 4-1BB in the presence of a strong TCR signaling can induce IL-2 production in a CD28-independent manner.

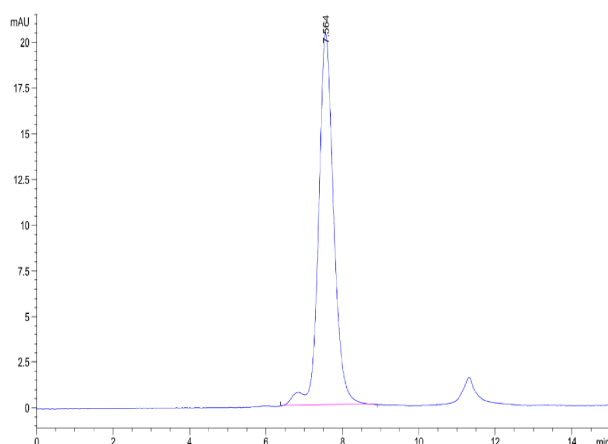
Assay Data

Bis-Tris PAGE



Human 4-1BB Ligand Trimer on Bis-Tris PAGE under reduced condition. The purity is greater than 95%.

SEC-HPLC



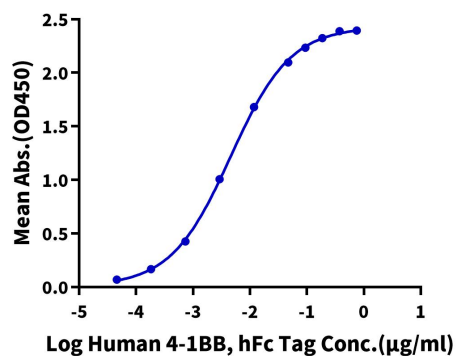
The purity of Human 4-1BB Ligand Trimer is greater than 95% as determined by SEC-HPLC.

Assay Data

ELISA Data

Human 4-1BB Ligand Trimer, His Tag ELISA

0.2µg Human 4-1BB Ligand Trimer, His Tag Per Well



Immobilized Human 4-1BB Ligand Trimer, His Tag at 2µg/ml (100µl/well) on the plate. Dose response curve for Human 4-1BB, hFc Tag with the EC50 of 4.6ng/ml determined by ELISA (QC Test).